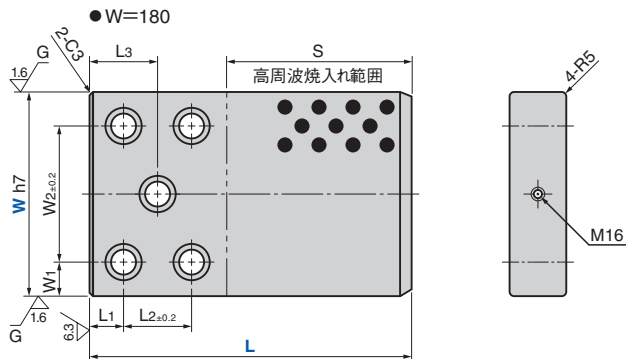
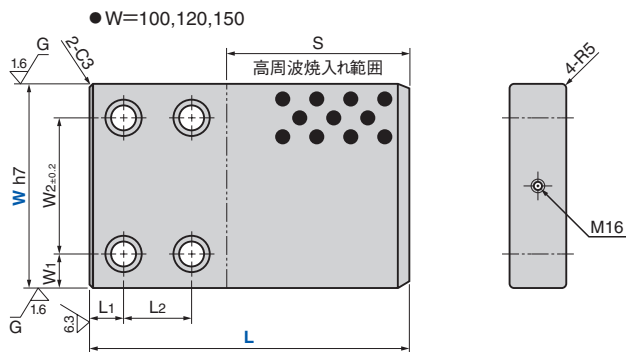
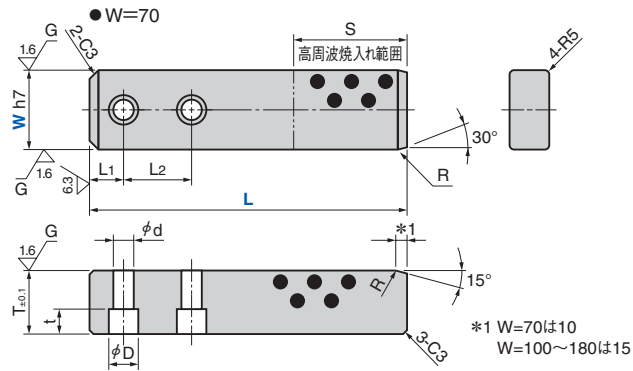


# ガイドバー 座ぐり穴タイプ

## GUIDE BAR

NGBZ

CAD  
FILE



●スライド方向



(材質) SO#50S45C  
////部高周波焼入れ  
硬さ HRC40~

Catalog No.	W	L	W	h7	L1	L2	L3	W1	W2	D	d	t	S	T
70	70	230	70	0 -0.030	25	60		-	-	26	18	18	100	35
		260				75								
		300				150								
100	100	280	100	0 -0.035	100	60	-	20	60				160	45
		330				120								
		390				100								
120	120	280	120	0 -0.040	30	60	-	32	22	22			160	50
		330				120								
		390				60								
150	150	280	150	0 -0.040	80	80	30	90					190	55
		330				140								
		390				60								
180	180	280	180	0 -0.040	60	60	-	120					160	55
		330				80								
		390				70								
						140	100						190	



Order

Catalog No.    W    -    L  
NGBZ            70    -    230

ダイガイド部品